

**JEB**  
Acoustic Partitions



X-SERIES





# X-SERIES

The X-SERIES highlights the glass component of a partition and minimizes the aluminum frames to create a very lightweight and contemporary appearance.

A beautifully beveled door frame integrates seamlessly with adjacent glass panels. X-SERIES answers all the design and technical criteria required of an office compartment.





# SYSTEM FEATURES

- The overall partition thickness is 105mm
- Tolerance +/- 10mm or 30mm overall
- Glass panels in 10 or 12mm thickness can be used. (laminated glass/ tempered glass are optional).
- Recommended panel width not to exceed 1200mm for ease of installation
- Single glass frames can be easily converted into double glass frames and vice versa within the same installation
- Frameless / flush glass details for all vertical joints
- No visible mullion at glass joints for single and double glass options
- Unique double glazed door incorporating drop seals
- Compatible with drywall and demountable solid walls
- 2 to 5 weeks delivery by air anywhere in the world
- Recyclable aluminum components





# CURVED OPTIONS



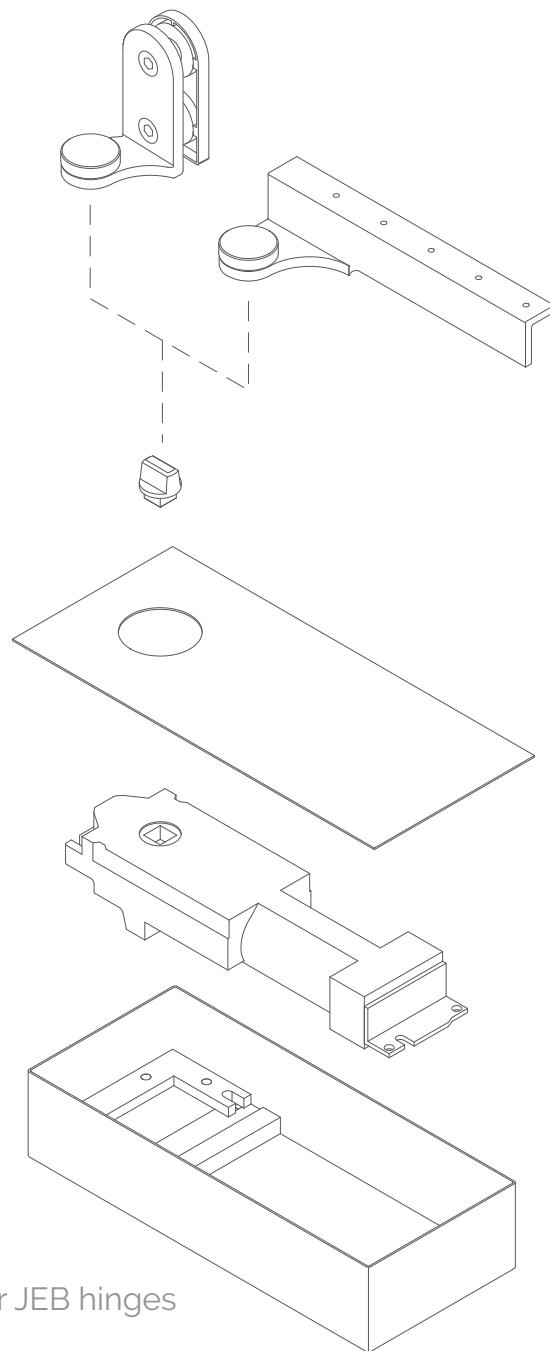
A minimum radius of 1000mm provides freedom to designers/specifiers in creating fluid or pod-like aesthetics in the same visual language as the partition.





# HARDWARE

Hinges should be JEB proprietary offset pivot hinge, available for frameless doors or as a heavy-duty version for double glazed doors. The hinges come with a standard mounting bracket to suit DORMA floor springs. Handles and lockset can be selected from JEB's standard range of hardware.



Concealed floor spring option for JEB hinges

# STANDARD FINISHES

Anodizing – matt natural, black and other options available on request

Powdercoating – according to design specifications

PVF2 – According to design specifications.

# ACCESSORIES

Manual / electric Venetian Blinds

Custom Glass Designs

Custom screens in partition cavity

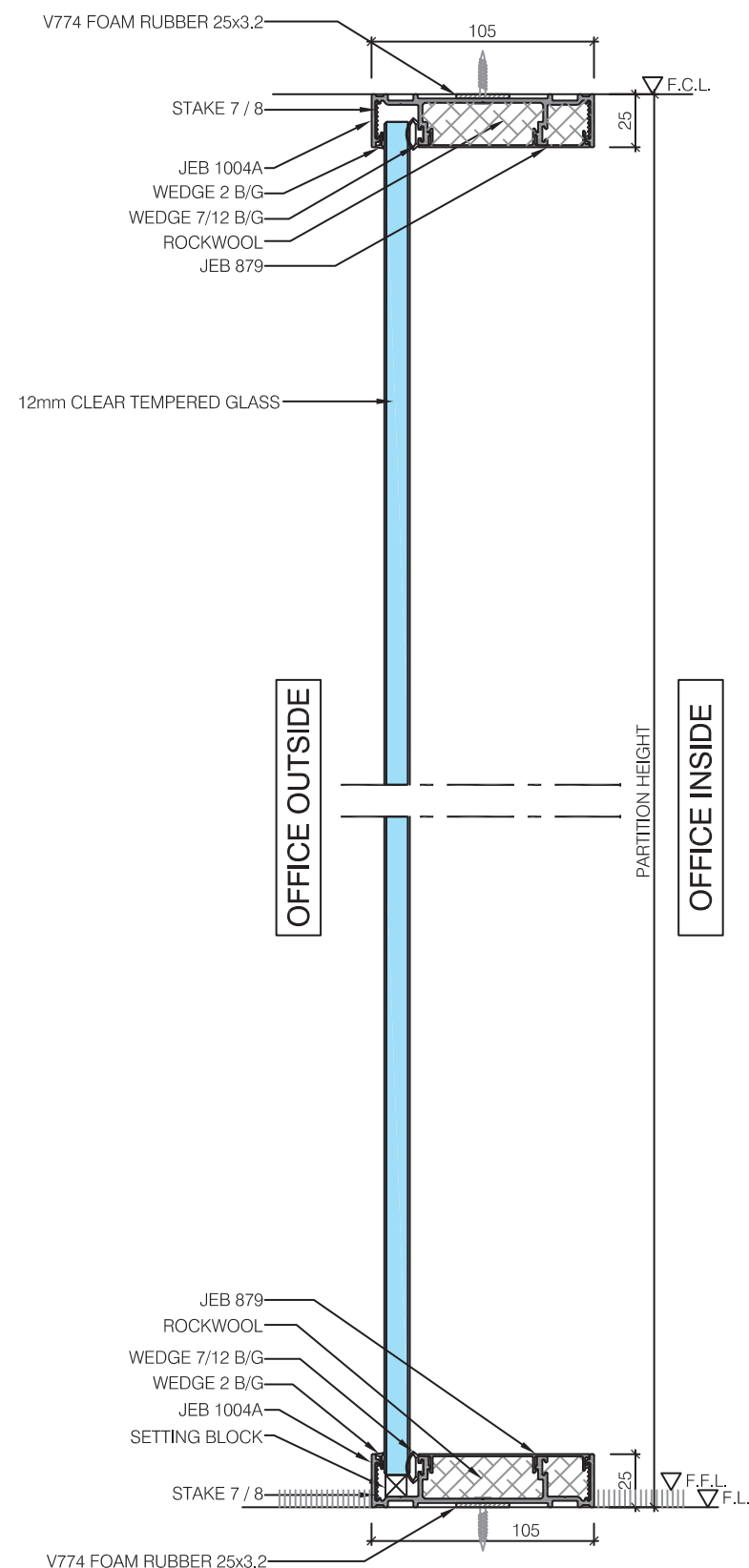
Switchable Glass



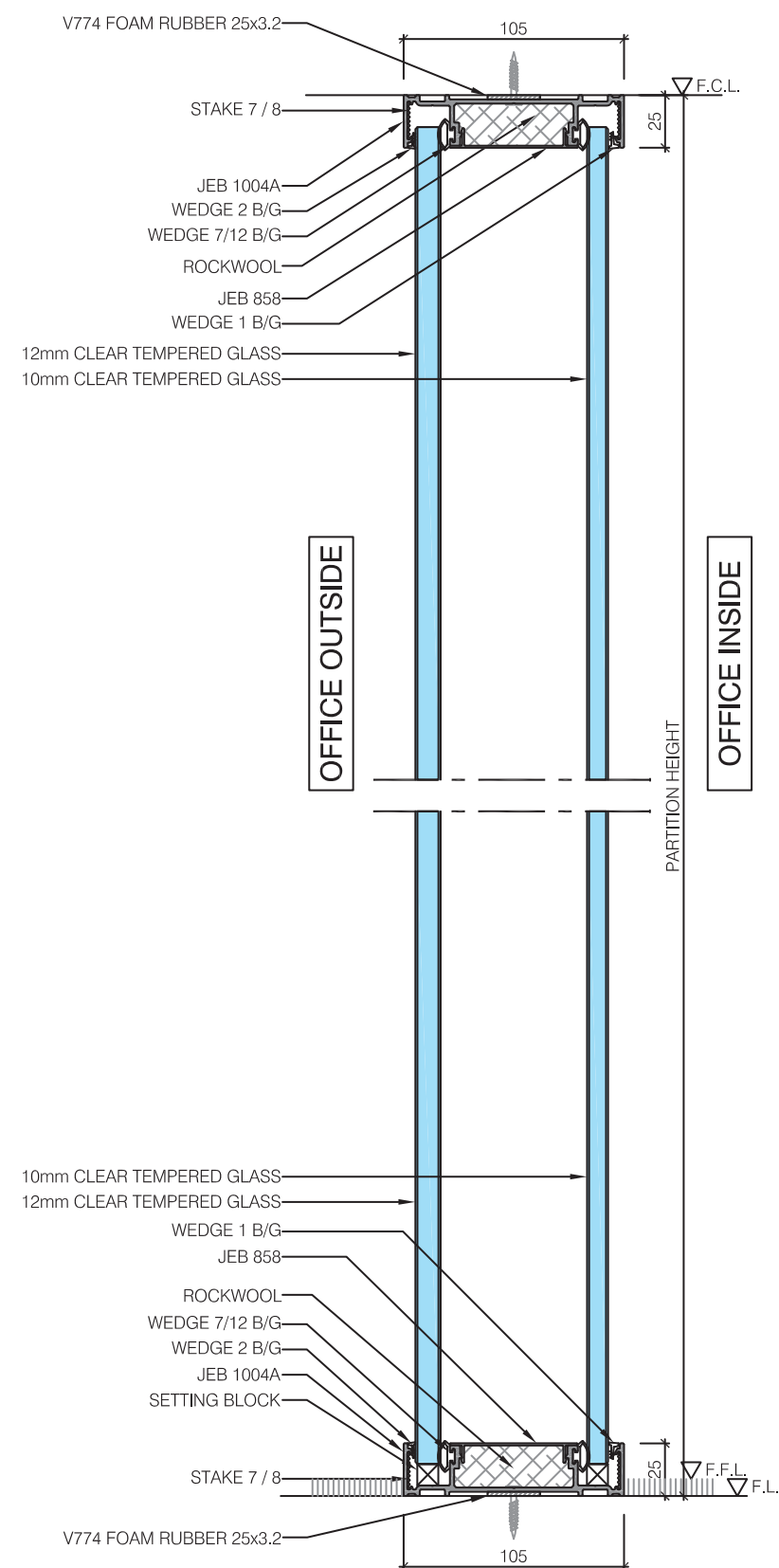


# TECH DRAWINGS

X-SERIES / GLASS FRAME OPTIONS



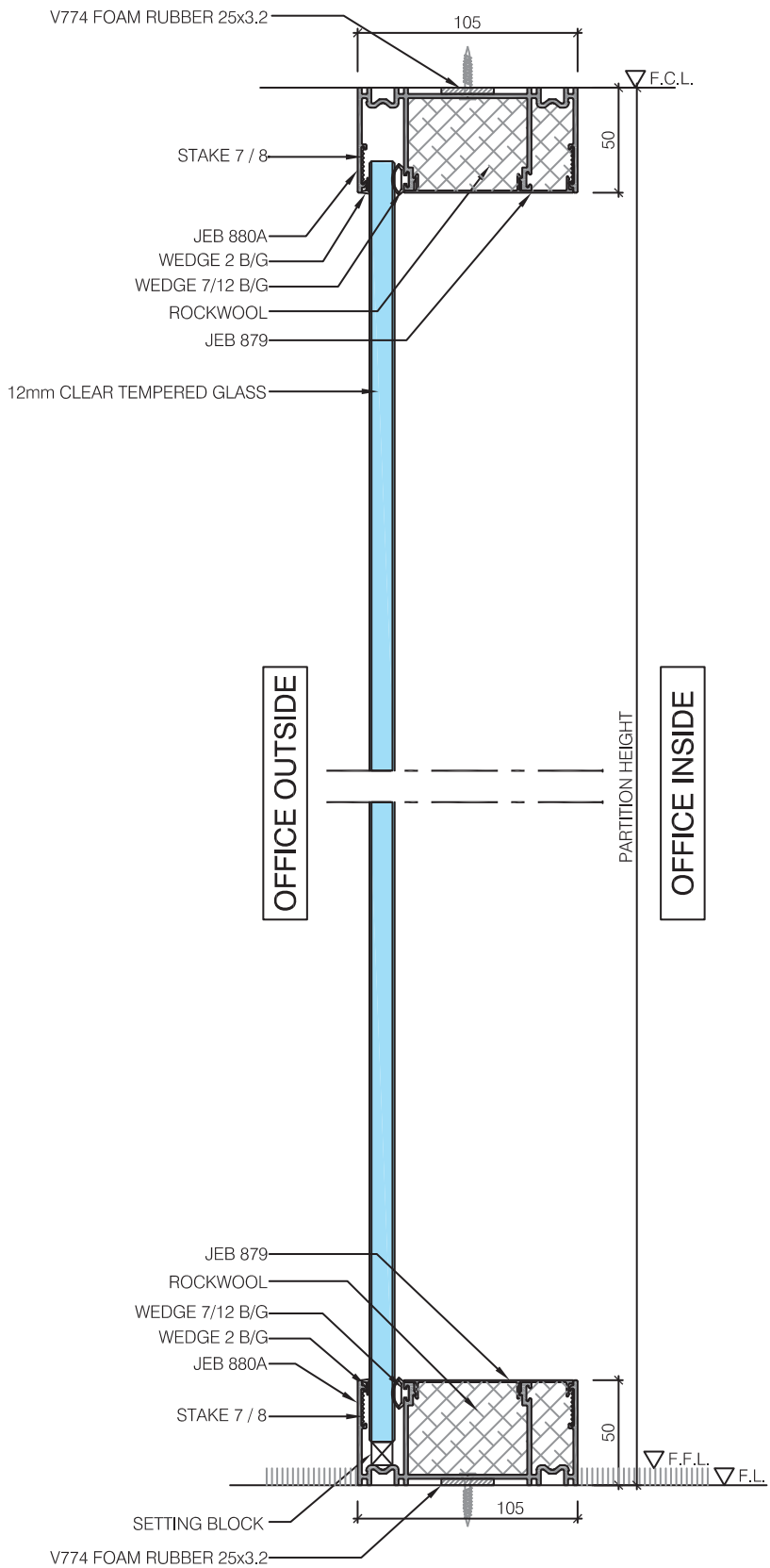
V01 VERTICAL SECTION  
SINGLE GLAZED PARTITION



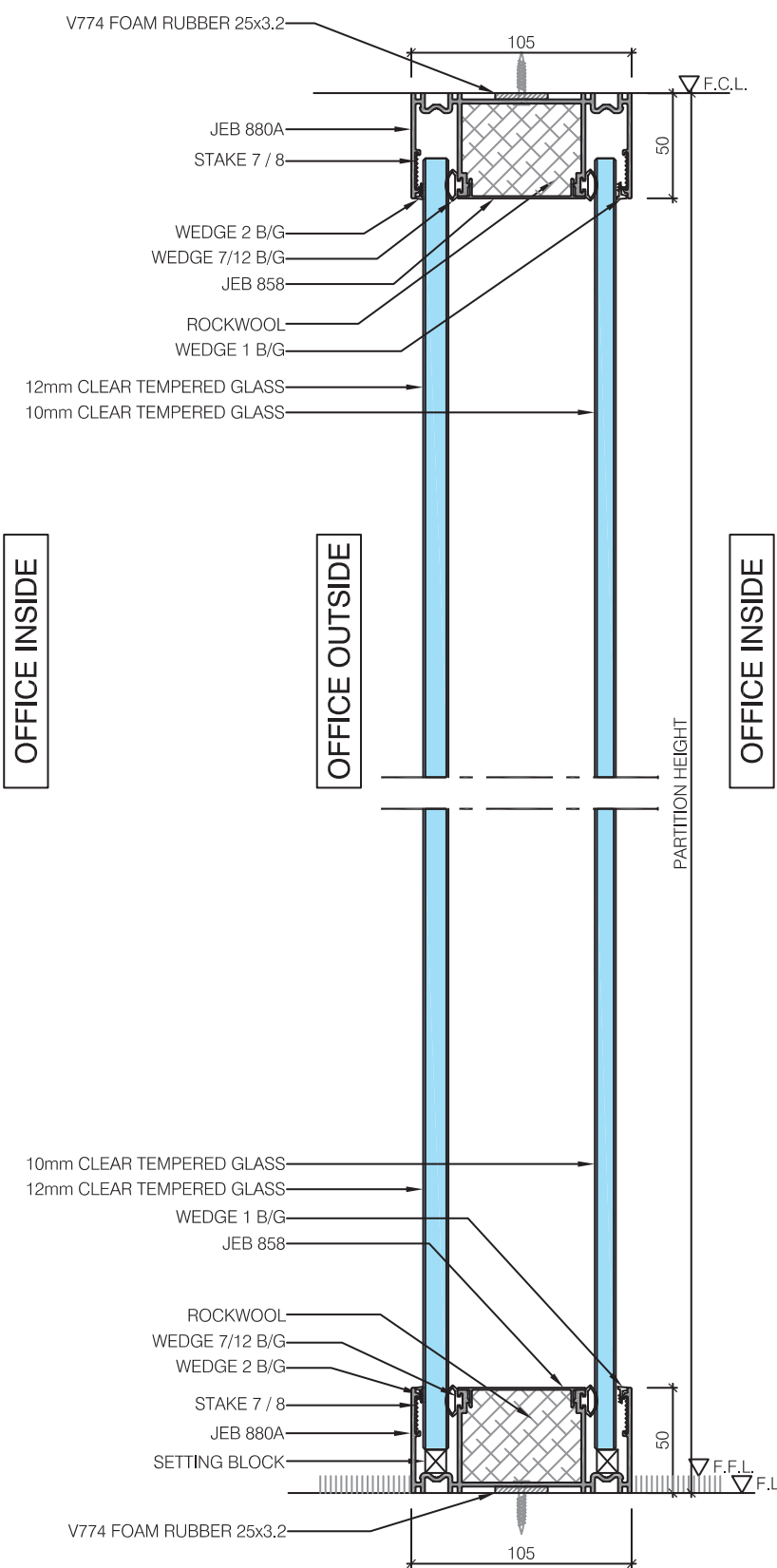
V01 VERTICAL SECTION  
DOUBLE GLAZED PARTITION

# TECH DRAWINGS

X-SERIES / GLASS FRAME OPTIONS



V02 VERTICAL SECTION  
SINGLE GLAZED PARTITION



V02 VERTICAL SECTION  
DOUBLE GLAZED PARTITION




# X-SERIES

## TECHNICAL DATA SHEET

*Please note that the table represents actual lab test performance*

Type Construction	Single Glazed System		Double Glazed System		Plus Door & Frame
Panel face / Finish — Sound insulation in STC	12mm thick tempered glass — 36 dB		8 + 10mm thick tempered glass — 43 dB		12 + 12mm thick tempered glass — 40 dB
	13.52mm laminated glass — 38 dB		10 + 12mm thick tempered glass — 45 dB		
			5 + 1.52PVB + 5mm laminated glass & 6 + 1.52PVB + 6mm laminated glass — 49 dB		





# **JEB**

## Acoustic Partitions

[www.jebpartitions.com](http://www.jebpartitions.com)

