



JEB
Partitions

CURVED X-SERIES

Project Reference Presentation

2020



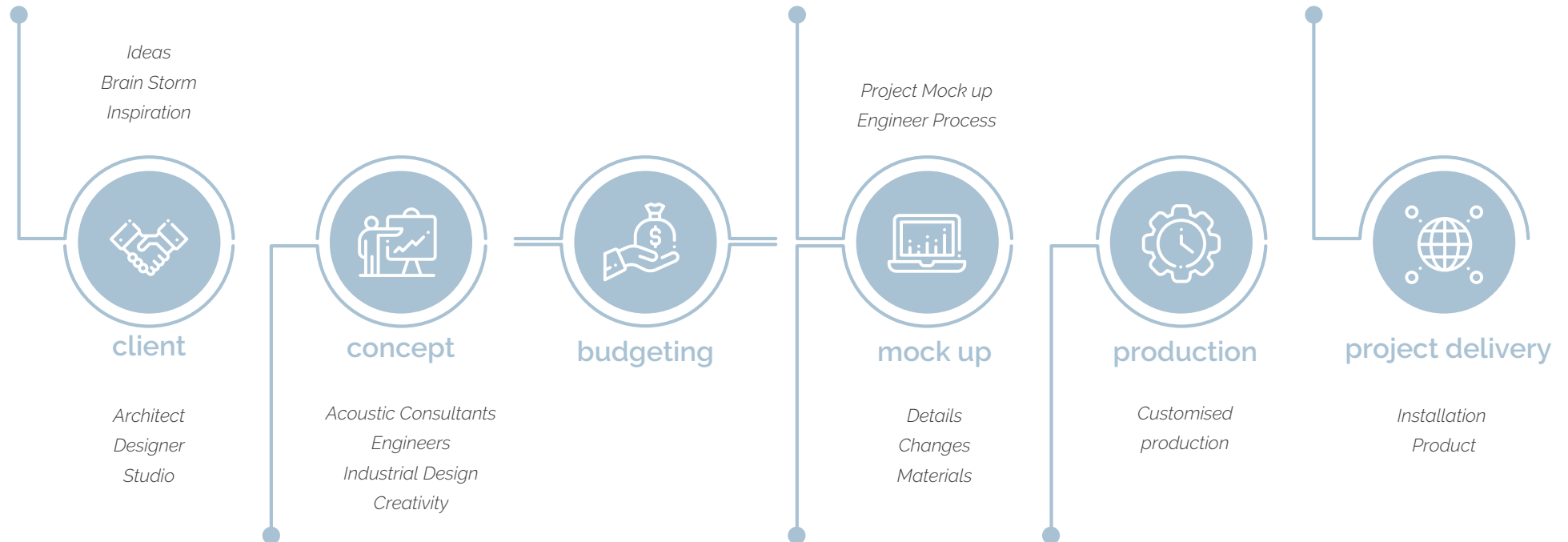
JEB
Partitions

Establish a positive workplace **CULTURE**,
a strong **IDENTITY** and a captivating
ATMOSPHERE with premier office products.

WHERE WE ARE



OUR SERVICES

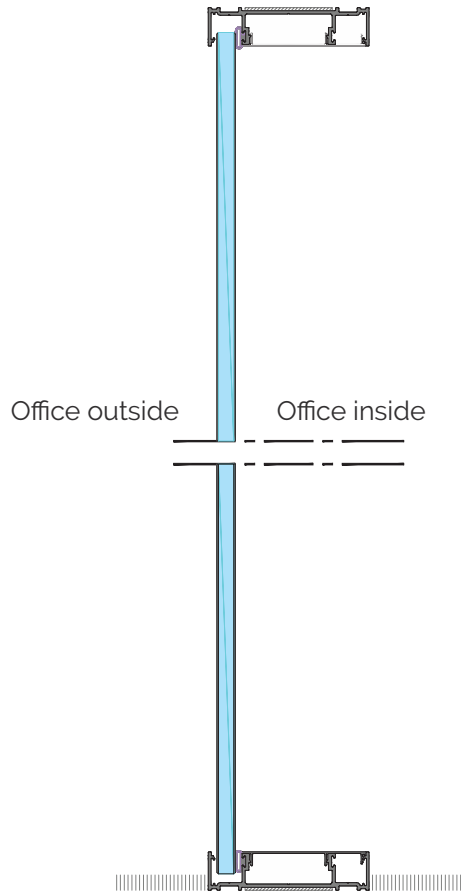




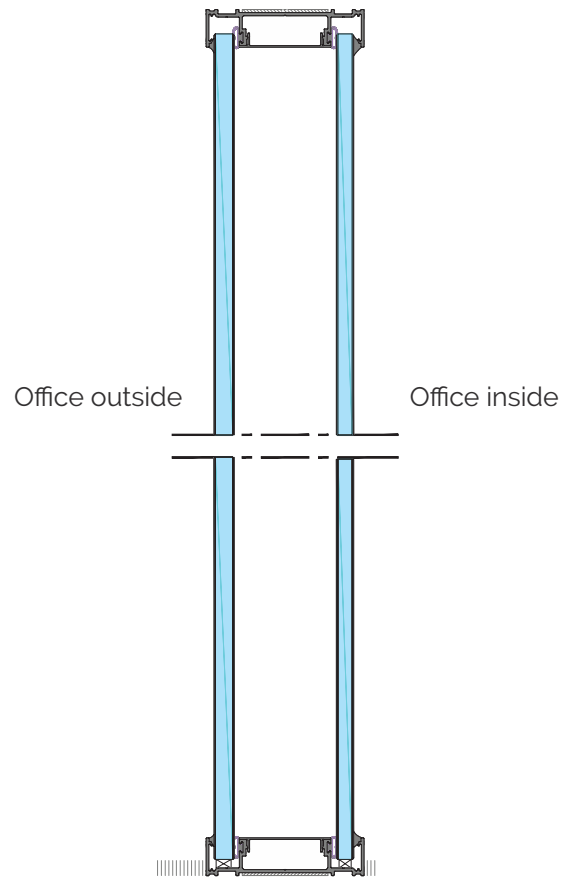
X-SERIES

The X-SERIES is JEB's most versatile partition system. The fine aluminum frames not only illustrates the enviable design, but it also delivers one of the highest acoustic performances worldwide. Users can also choose between slim or stout frames with multiple door options.

Vertical Section /
Single Glazed Partition (25mm glazed frame)

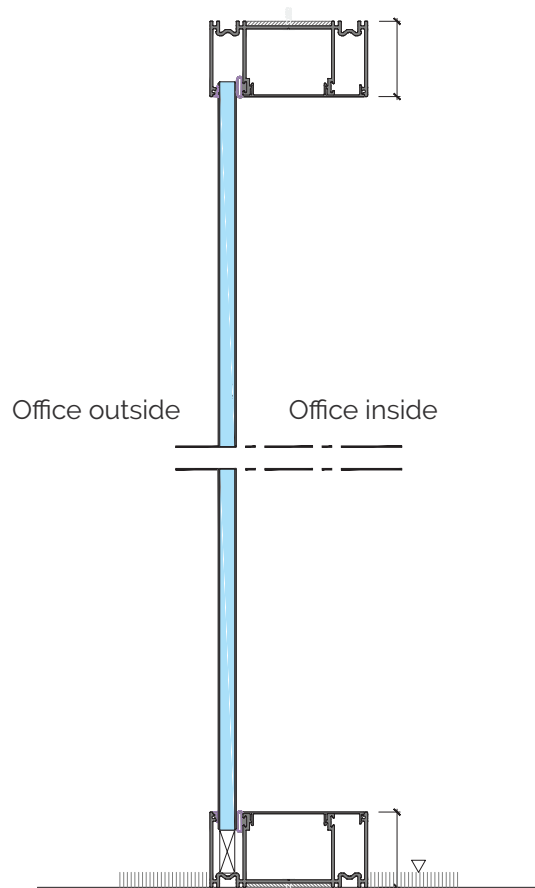


Vertical Section /
Double Glazed Partition (25mm glazed frame)

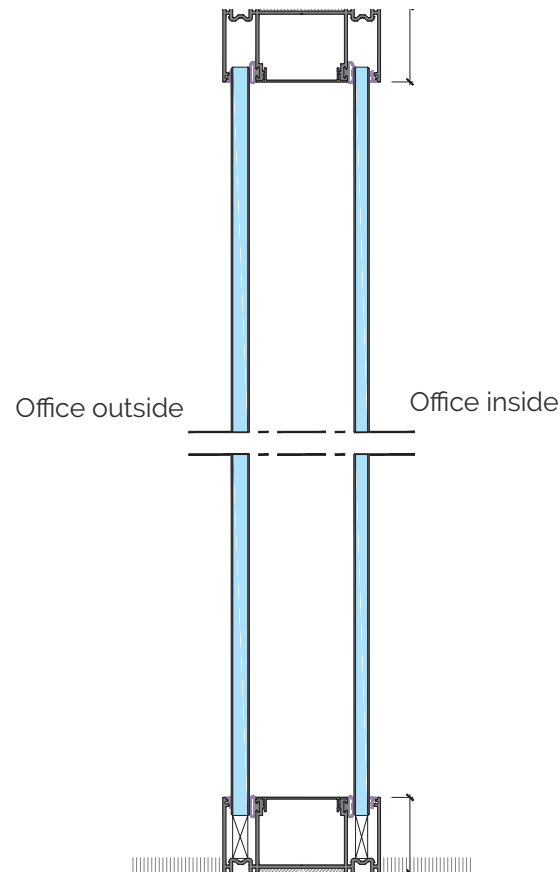


- ◇ 25 mm x 105 mm
- ◇ Minimal 25mm frame to provide elegant slim design
- ◇ 105mm width to provide outstanding
- ◇ Acoustic performance up to 49dB, using laminated glass

Vertical Section /
Single Glazed Partition (50mm glazed frame)

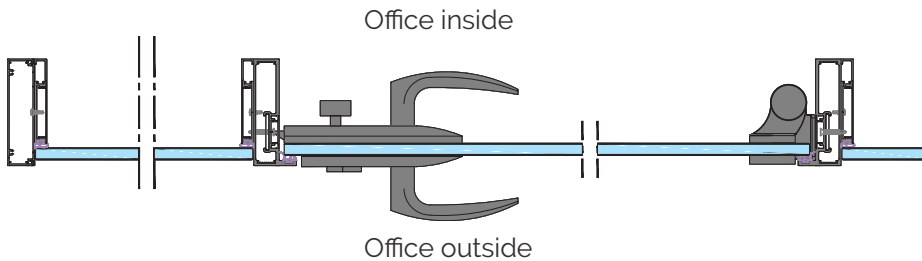


Vertical Section /
Double Glazed Partition (50mm glazed frame)



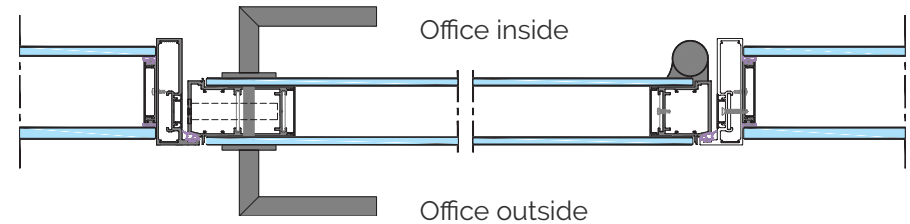
- ◇ 50 mm x 105 mm
- ◇ Higher profile gives a solid appearance and allows +/- 15 mm tolerance if floor/ceiling are not level
- ◇ Acoustic performance up to 49dB using laminated glass

Horizontal Section /
Singed Glazed Partition w/ Frameless Single Glazed Door



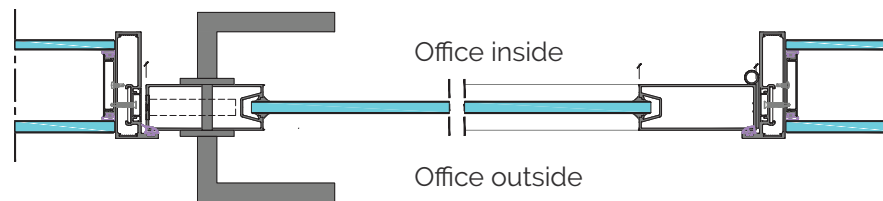
Base frame accomodates single and double glass which can be converted easily by interchanging a capping piece

Horizontal Section /
Singed Glazed Partition w/ Plus Door




Plus double glass doors close flush into the door frame and provide a high acoustic rating up to 40dB

Horizontal Section /
Double Glazed Partition w/ Entry Door




Frameless and framed single glass options are also available

























5A Cheung Wah Industrial Building,
10-12 Shipyard Lane,
Quarry Bay, Hong Kong
Jebpartitions.com

Date Updated : 19 SEP 2019