

JEB
Partitions



PLUS



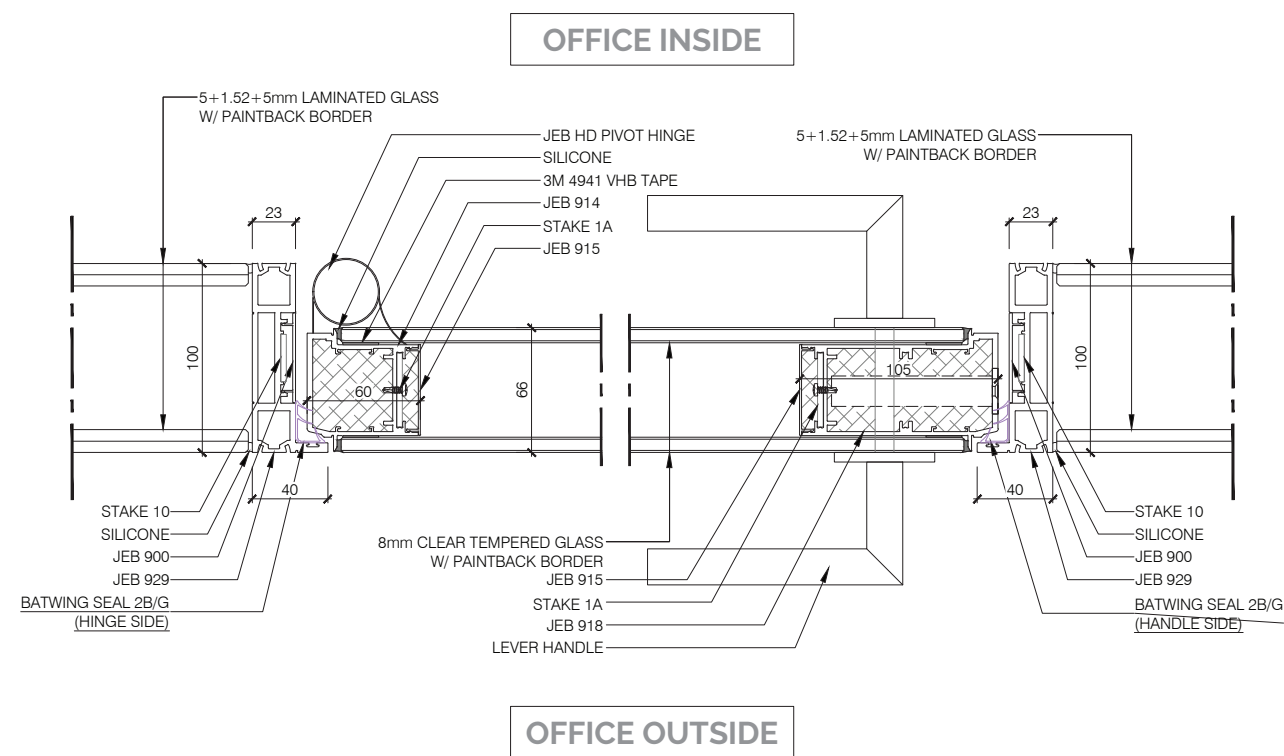
PLUS

Being JEB's first collaboration with world-renowned architect KplusK, PLUS integrates art and function to create spaces that accommodate individual sensitivities. With its elegance, refined details and exceptionally high acoustic performance, PLUS is ahead of its time and will remain a classic for years to come.

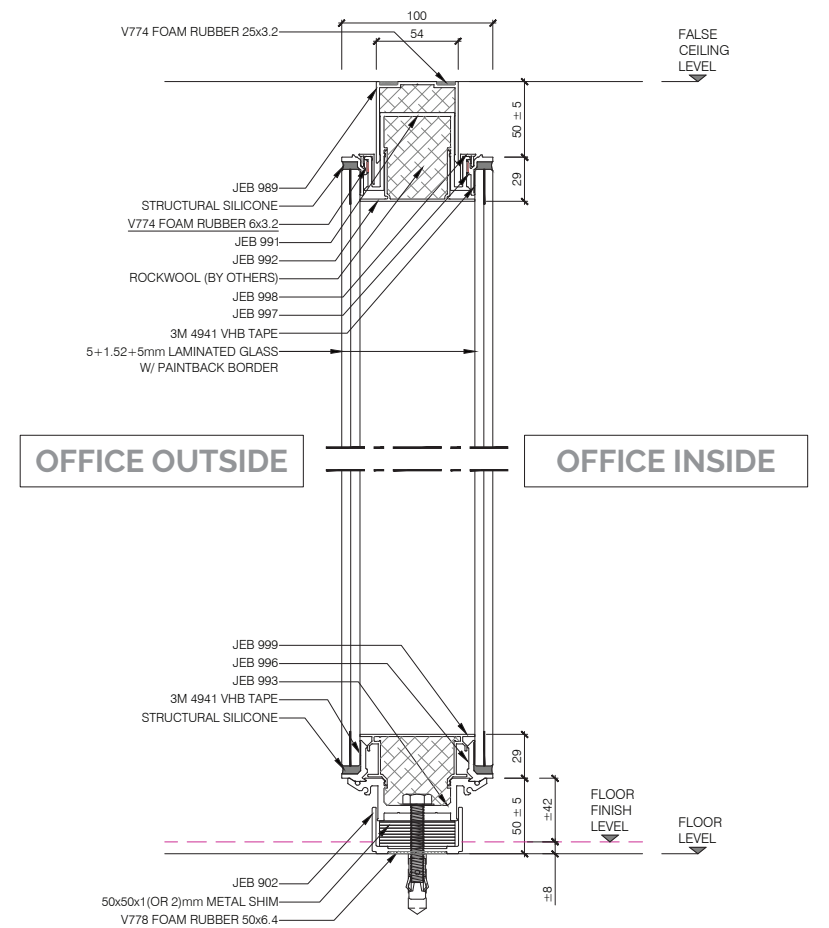


SYSTEM FEATURES

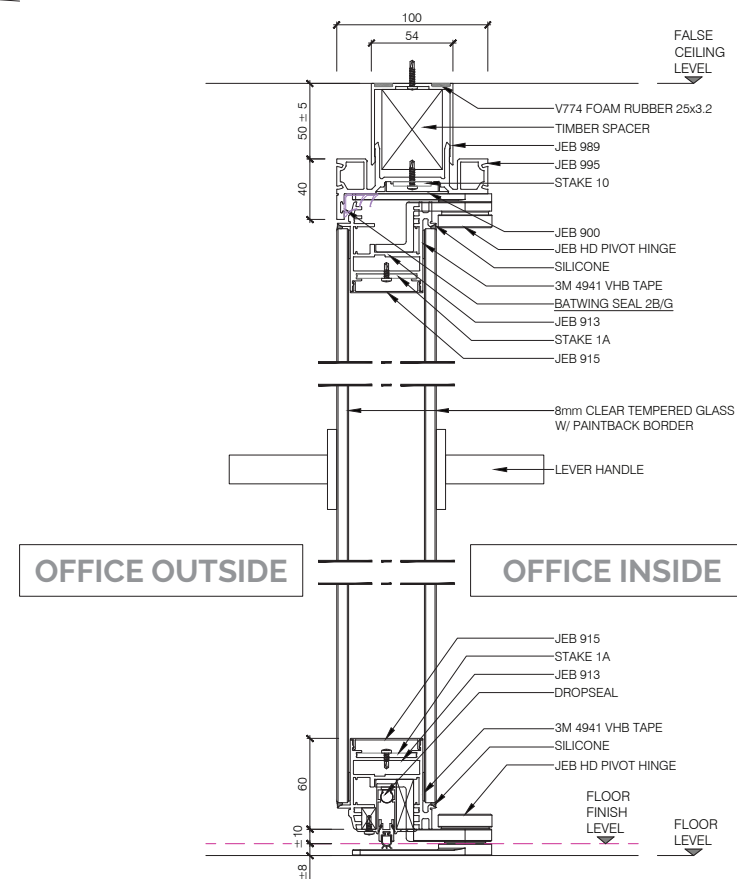
- Floating glass effect
- Aesthetically appealing
- High Acoustic performance
- Unlimited decorative glass options
- Easy to Erect



HORIZONTAL SECTION
"PLUS" DOOR LEAF W/ 2 SIDE DOUBLE GLAZED PARTITION



VERTICAL SECTION
DOUBLE GLAZED PARTITION



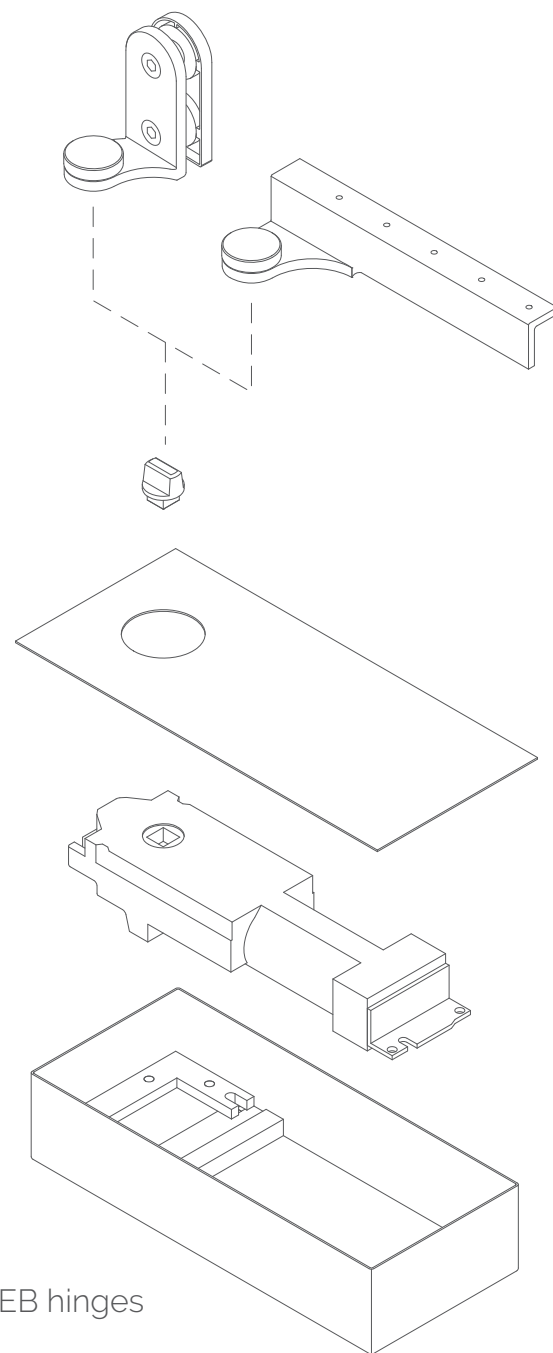
VERTICAL SECTION
DOUBLE GLAZED DOOR

TECH
DRAWINGS
DOUBLE GLAZED PARTITION & DOOR



HARDWARE

Hinges should be JEB proprietary offset pivot hinge, available for frameless doors or as heavy duty version for double glazed doors. The hinges come with standard mounting bracket to suit DORMA floor springs. Handles and lockset can be selected from JEB's standard range of hardware.



Concealed floor spring option for JEB hinges

STANDARD FINISHES

Anodising – matt natural, black and other options available on request

Powdercoating – according to design specifications

PVF2 – According to design specifications.


ACCESSORIES

Manual / electric Venetian Blinds

Custom Glass Designs

Custom screens in partition cavity


Switchable Glass





PLUS
TECHNICAL DATA SHEET

Type Construction	Double Glazed Partition	Double Glazed Doorset
	<div>5 + 1.52 + 5mm laminated glass & 6 + 1.52 + 4mm laminated glass - 49 dB</div>	<div>8 + 8mm thick tempered glass - 36 dB</div> <div>11.52 + 11.52mm thick tempered laminated glass - 43 dB</div>



JEB
Partitions

www.jebpartitions.com

